



RoadLazer™

RoadLazer RoadPak™ Systems



YOU DESIGN IT. DECIDE.

Distributed in the United States by



5100 West Brown Deer Road
Brown Deer, WI 53208

1-800-236-0112
www.tapconet.com

 Contract Holder
GS-07F-5924R
GS-07F-0234U



Table of Contents

| | |
|---|-------|
| Applications | 3 |
| RoadLazer RoadPak Questions | 4 |
| RoadLazer RoadPak Overview | 5-6 |
| RoadLazer RoadPak Features | 7-8 |
| 12 READY-TO-STRIPE ROADLAZER ROADPAK SYSTEMS | |
| Major Assemblies Designed <i>For You By Graco</i> | 9-10 |
| MIX'N MATCH ROADLAZER ROADPAK SYSTEM | |
| Major Assemblies Designed <i>By You</i> | 11-12 |
| ROADLAZER ROADPAK TOW-BEHIND SYSTEM | |
| NEW RoadLazer RoadPak Tow-Behind System | 13-14 |
| ROADLAZER ROADPAK SYSTEM ACCESSORIES | |
| RoadView™ Camera System and Striping Control Box | 15 |
| Spray Tip and Bead Recommendations | 16 |
| Accessories | 17-18 |
| Warranty | 18 |



SCAN IT



m.graco.com/roadpak



TOTALjobsolutions
For All Your Striping Applications



The RoadLazer RoadPak System and the new RoadLazer RoadPak Tow-Behind System prove once again that Graco is the most innovative, professional striping solution for roads.

With the RoadLazer RoadPak System you can tackle all the tough jobs you've wanted to do with this more compact, simpler and highly productive road striping system.

The RoadLazer Tow-Behind System has been upgraded to the all-new RoadLazer RoadPak Tow-Behind System. This new unit incorporates the same proven technology as the RoadLazer RoadPak System, but as a tow-behind option and allows for truck independence with more room for hauling paint and beads.

This informational guide will answer your questions about the RoadLazer RoadPak Systems.



Applications

AIRPORTS



Airports offer professional striping contractors opportunities to add on to their existing striping jobs.

HIGHWAY RAMPS



A wide range of striping opportunities can be found with highway entrance and exit ramps.

LONG LINES



The RoadPak System's high productivity means that you can now stripe with high production speeds normally only found on Long Line trucks.

EDGE LINES



Road edges are never straight but that's no problem for the RoadPak System. With this striper you'll see for yourself how easy it is to stripe these jobs.

PARKING LOTS



Parking lots used to only be reserved for walk behind units. Now with the larger "mega" malls the norm, you can stripe these faster and more efficiently with a RoadPak System.

CONSTRUCTION ZONES




Temporary construction zones offer additional incremental striping opportunities.

INTERSECTIONS



From crosswalks to arrows there are many ways to earn more money with the RoadPak System.

CURVES



By having the striping guns mounted closer to the rear axle of the vehicle, it assures a more normal striping flow for the operator without having to worry about over steering.

RoadLazer RoadPak System Questions

Q What is the RoadLazer RoadPak System?

A It's a modular road striping system that comes in 12 Ready-to-Stripe configurations designed **for you by Graco**. Plus you now can also design your own system to fit your individual striping needs.

Q How long will it take to install one of these RoadPak Systems on my vehicle of choice?

A Installation of the RoadPak System will depend on the options you choose, but plan for 1 to 3 hours depending on your final choice of system.

Q What type of Connection Systems are available?

A A Single-Hitch Connection System, a Slide-in Connection System or a Dual-Hitch Tow-Behind System.

Q Does the RoadPak System offer a Camera?

A Yes, the RoadView Camera System allows a single operator to stripe and re-stripe without the need for an additional person on board.

Q How do I decide which RoadLazer RoadPak System is right for me?

A Contact one of our approved Graco Distributors to discuss your specific striping needs. We'll make sure the choices you make are right for you and your ability to do the type of jobs you want to do.

Q How does the Graco Mix'n Match Custom Design System work?

A You simply go through the easy-to-use selections for the RoadPak System and place your order. See pages 9 and 10 for complete details.

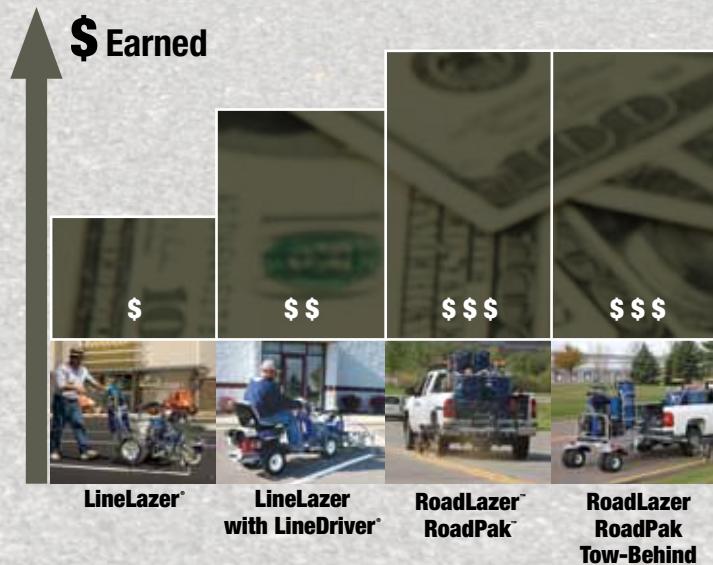


RoadLazer RoadPak System



RoadLazer RoadPak Tow-Behind System

Graco's Evolution of Striping



GRACO STRIPING SYSTEMS



RoadLazer RoadPak System Overview



RoadView Camera System

- Single person striping? It can be done with the optional RoadView Camera System.



Double Acting Paint Guns

- Double acting paint guns assure you of crisp starts and stops.



With its modular design the Graco RoadLazer RoadPak System is designed to be as easy to use as a walk-behind striper!



Bead Tank Kit

- 450 lb of bead capacity
- A proven design means you'll seldom have to worry about on-road repairs or plugged up bead guns.



1 or 2-Pump RoadPak System

- Flexibility for those needing only 1-color or striping contractors who are growing into 2-color applications where it's simple to switch between yellow and white stripes with a twist of a lever.



Hydraulic Motor

- No-stall design you've come to expect from Graco designed products.



Displacement Pump

- Graco's displacement pumps have delivered excellent results in pumping striping paint for over 20 years.



Gun Bar Lift Winch Kit (Optional)

- Heavy-duty winch kit allows operator to raise and lower gun bar arm from the cab.



Single-Hitch, Slide-In or Tow-Behind Systems

- Single-Hitch System
- Slide-In System
- Dual-Hitch Tow-Behind System



Adjustable Gun Arm Beam

- Adjustable gun bar arm length for many different size vehicles to use with the RoadPak System.



Double Acting Bead Guns

- Double acting bead guns fully cover the paint line with beads and make sure that the start and stop are exactly where you want them.



Adjustable Bead Deflector

- Finger-adjustable bead deflector allows you to dial in your bead pattern to the exact width needed for the job.



RoadLazer RoadPak System Features

Heavy-Duty RPS 2900 Hydraulic System

- Proven performer built off of our highly reliable GH™ 833 then optimized for road striping
- No-stall design provides the productivity you get from Graco designed products
- Maximum pressure of 2900 psi

Displacement Pump System

- Graco's displacement pumps have delivered outstanding results in pumping striping paint for over 20 years
- Maximum spray tip support at 2000 psi
- New prime valve allows you to recirculate paint keeping it mixed and ready to go



2-Pump RoadPak

Heavy-Duty Modular Frame System

- Small frame size allows it to fit almost anywhere – from the back of a pickup or flatbed truck to the bed of a utility vehicle
- Heavy-duty steel frame is built to last
- Simple to add options you want in minutes – optimizing your striping system



Heavy-Duty Compressor

- 100 psi at 13.1 cfm
- 2.2 gallon Accumulation Tank for air accessories such as the hand bead gun



Optional Dual Tank

Bead Tank System

- 450 lb (204 kg) tank allows you to go longer without having to refill
- Bead tanks are ASME rated and can drop at a rate of 8-10 lb per gallon
- Large 16 inch fill spout opening
- Clear bead hose reduces heat and allows user to view bead flow



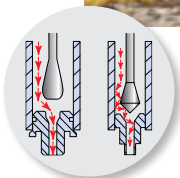
Double Acting Paint Spray Gun

- Assures crisp starts and stops
- Provides synced double lines
- Air-assisted for reliability



Double Acting Bead Guns


- Fully covers the paint line with beads
- Start and stop lines are matched
- 0-40 lb per minute



Graco offers a tear-drop needle design so beads flow smoothly around the needle surface, limiting turbulence (bead chatter) within the gun for extended life.

Simple Guide System

- Visual reminder on the front of your striping vehicle that gives you an additional way to match up road lines



Single-Hitch Mounting Frame

- A Single-Hitch Mounting Frame allows you to use your existing vehicle with little or no modifications to carry your gun bar arm with the RoadPak System.



Slide-In Mounting Frame

- The Slide-in Mounting Frame allows many different vehicles to perform your road striping jobs.



Tow-Behind Trailer

- The Tow-Behind Trailer allows for truck independence and more room for hauling paint and beads in the truck bed.



8 Ready-to-Stripe RoadLazer RoadPak Systems

YOU DECIDE.

You can decide what fits your specific striping needs with 8 Ready-to-Stripe Systems from Graco. These striping systems are ready to stripe – all they need is your vehicle.

Decide if your current striping needs mean you'll be doing mostly one color striping (1-Pump Systems) or if you are anticipating the need for both white and yellow dual color striping (2-Pump Systems).

No matter what you decide, you can be assured the 8 Ready-to-Stripe Systems shown here will fit your specific striping needs.



RoadPak System
READY-TO-STRIP
STRIPING SYSTEMS



| | 1-Pump RoadPak System Part # 24G624 A | 2-Pump RoadPak System Part # 24G625 B | Single Hitch Mounting Frame Part # 24G626 C | Slide-in Mounting Frame Part # 24G627 D | 1-Pump RoadPak Gun Arm Part # 24G628 E |
|---|--|--|--|--|---|
| RPS Option 1 1-Pump, Single Hitch Mount Part # 24G677 | ● | | ● | | ● |
| RPS Option 2 1-Pump, Single Hitch, Camera Part # 24G679 | ● | | ● | | ● |
| RPS Option 3 1 Pump, Slide-in Mount Part # 24G681 | ● | | | ● | ● |
| RPS Option 4 1-Pump, Slide-in Mount, Camera Part # 24G683 | ● | | | ● | ● |
| RPS Option 5 2-Pump, Single Hitch Mount Part # 24G685 | | ● | ● | | |
| RPS Option 6 2-Pump, Single Hitch, Camera Part # 24G687 | | ● | ● | | |
| RPS Option 7 2-Pump, Slide-in Mount Part # 24G689 | | ● | | ● | |
| RPS Option 8 2-Pump, Slide-in Mount, Camera Part # 24G691 | | ● | | ● | |

- Fast and simple installation
- Small unit foot print (39.5 in x 49.5 in) to fit many different vehicles
- Comes complete and ready to assemble – less than 3 hours in most cases
- Plug and Play electronics
- Larger 450 lb Bead Tank
- Simple to use Striping Control Box with six custom preset controls and larger screen to view the job progress

Designed FOR YOU By Graco!



| 2-Pump RoadPak Gun Arm Part # 24G629 F | Adjustable Gun Arm Beam Part # 24G630 G | RoadLazer/ RoadPak Control Part # 24G632 H | RoadView™ Camera System Part # 24G633 I | Simple Guide System 2 Tubes, Clamps, Red Stick Part # 24G634 J |
|---|--|--|---|--|
| | ● | ● | | ● |
| | ● | ● | ● | ● |
| | ● | ● | | ● |
| | ● | ● | ● | ● |
| ● | ● | ● | | ● |
| ● | ● | ● | ● | ● |
| ● | ● | ● | | ● |
| ● | ● | ● | ● | ● |

With the Modular design of the RoadPak System you can be assured of fast installation of your new striping system. Plus, with the plug and play style connections, you'll see just how easy we've made it to install.

Vehicle Examples Shown Below:



PICKUP TRUCK



FLATBED TRUCK



UTILITY VEHICLE

- Simple to use Front Guide System
- Gallon counter now standard
- Heavy-duty air compressor with 2.2 gallon accumulation air tank
- "Snake Skin" hose wraps
- CARB Tier III and EPA Phase 3 evaporative gas tank, gas lines, carbon canister and venting to engine
- Double acting paint and bead guns – proven performers for years
- Gun Arm System – use it on left or right side of vehicle for ultimate flexibility



Custom Mix'n Match RoadLazer RoadPak System

YOU DESIGN IT. DECIDE.

DESIGN YOUR OWN

In **5 EASY STEPS** you can design **YOUR** own custom road striping system.

It's easy to choose your modular striping system. Now you can get the ideal system – **designed BY YOU!**



2-Pump System
Shown with Optional RoadPak Accessory Frame Kit

Graco offers you a simple and fast way to order a custom RoadPak System. You can now design your own striping system by following the 5 Easy-to-Design steps below.

YOU DECIDE!



① Choose YOUR RoadPak 1 or 2-Pump System

- | PART # | DESCRIPTION |
|---------------------------------|-----------------------|
| <input type="checkbox"/> 24G624 | 1-Pump RoadPak System |
| <input type="checkbox"/> 24G625 | 2-Pump RoadPak System |



② Choose YOUR Gun Arm Mounting System

- | PART # | DESCRIPTION |
|---------------------------------|---------------------------------|
| <input type="checkbox"/> 24G626 | Single Hitch Mounting Frame |
| <input type="checkbox"/> 24G627 | Slide-in Mounting Frame |
| <input type="checkbox"/> 24M200 | Tow-Behind Trailer Kit Complete |



③ Choose YOUR Gun Arm

- | PART # | DESCRIPTION |
|---------------------------------|------------------------|
| <input type="checkbox"/> 24G628 | 1-Pump RoadPak Gun Arm |
| <input type="checkbox"/> 24G629 | 2-Pump RoadPak Gun Arm |



④ Choose YOUR RoadPak Major Assembly Add-ons


- | PART # | DESCRIPTION |
|---------------------------------|---------------------------|
| <input type="checkbox"/> 24G630 | Adjustable Gun Arm Beam |
| <input type="checkbox"/> 24G632 | RoadLazer RoadPak Control |
| <input type="checkbox"/> 24G633 | RoadView Camera System |
| <input type="checkbox"/> 24G634 | Simple Guide System |



Designed **BY YOU!**

⑤ Now choose **YOUR RoadPak System Accessories** for an exclusive **Ready-to-Stripe RoadPak System** that **YOU** designed.

- | PART # | DESCRIPTION |
|---------------------------------|---|
| <input type="checkbox"/> 24G765 | RoadPak Bead Tank Kit |
| <input type="checkbox"/> 24G766 | RPS 2900 Complete Pump Kit |
| <input type="checkbox"/> 24G769 | 33 Gallon (125 Liter) Rotomold Paint Tank |
| <input type="checkbox"/> 24J149 | Bottom Feed Fittings Kit (for Paint Tank) |
| <input type="checkbox"/> 24G772 | RoadPak 3rd Gun Kit |
| <input type="checkbox"/> 24G773 | Gun Lift/Winch Kit |
| <input type="checkbox"/> 24G775 | RoadPak Double Drop Kit |
| <input type="checkbox"/> 24G778 | RoadPak Stencil Gun Kit |
| <input type="checkbox"/> 24H585 | RoadPak Accessory Frame Kit |
| <input type="checkbox"/> 238957 | Hand Bead Gun Kit |



RoadPak Accessories



Dual Paint Tanks



Dual Bead Tanks



Striping Control Box



16 mm or 6 mm RoadView Camera



Solvent Siphon Hose



RoadLazer RoadPak Tow-Behind Systems

Versatile. Reliable. Quality. Your Total Striping Solution. . .

The new RoadLazer RoadPak Tow-Behind Systems provide more room for hauling paint and beads in the truck bed during the striping season and truck independence throughout the off-season, with focus around simple and convenient set-up, operation, transportation and storing of the system.

RoadLazer RoadPak Tow-Behind Systems

SYSTEM OPTIONS: **PART #:**

OPTION #1

Tow-Behind 1-Pump **24M143**

INCLUDES:

- 1-Pump RoadPak
- 1-Pump Gun Arm
- Adjustable Gun Arm Beam
- Skip Line Control Box
- Simple Guide System
- Trailer
- Dual Hitch Receivers
- Mounting Parts



OPTION #2

Tow-Behind 2-Pump **24M144**

INCLUDES:

- 2-Pump RoadPak
- 2-Pump Gun Arm
- Adjustable Gun Arm Beam
- Skip Line Control Box
- Simple Guide System
- Trailer
- Dual Hitch Receivers
- Mounting Parts



OPTION #3

Tow-Behind 1-Pump **16N437**

INCLUDES:

- Option #1 plus RoadView Camera System



OPTION #4

Tow-Behind 2-Pump **16N438**

INCLUDES:

- Option #2 plus RoadView Camera System



OPTION #5

RoadLazer RoadPak Trailer **24M200**

INCLUDES:

- Trailer
- Dual Hitch Receivers
- Mounting Parts

Specs

- Max gpm (lpm): 5.0 (19.0)
- Max psi (bar): 2900 (200)
- Max Tip Size (1-gun): 0.065
- Max Air CFM at 100 psi: 13.0
- Stroke Length in (cm): 4.7 (12.0)
- Cycle per gallon (liter): 15.0 (56.8)
- Guns per Pump: 2
- Kohler® Engine cc (hp): 624 (18.0)
- Hydraulic Reservoir gallons (liters): ... 4.0 (15.1)
- Bead psi (bar): 60 (4.1)



Long Lines



Municipality striping jobs such as intersections, long lines and bike paths can be striped with sharp, crisp lines from the RoadLazer RoadPak Tow-Behind System.

Airports



With the RoadLazer RoadPak Tow-Behind System, striping contractors will find that striping airports is profitable and will offer them more opportunities to grow their business.

Truck Independence



Tow-Behind Trailer – Quick and easy attachment design enables vehicle to be free for other uses all year long.



Weight*

1-Pump RoadLazer RoadPak Tow-Behind System Part # 24M143
1,544 lb/700 kg

2-Pump RoadLazer RoadPak Tow-Behind System Part # 24M144
1,644 lb/745 kg

*Add 450 lbs/204 kg when bead tank is full for each of the complete systems.

Tongue weight of fully loaded system is 1,000 lb/454 kg.

VEHICLE AND HITCH CAPACITY MUST MEET ROADLAZER ROAKPAK SYSTEM SPECIFICATIONS.

The RoadLazer RoadPak Tow-Behind System with full bead tank requires a minimum payload capacity of 3,500 lb (1,588 kg). The weight of the striping paint, additional truck cargo and passengers, other than the driver, must be added to the 3,500 lb capacity requirement of the RoadLazer RoadPak System and must not exceed the total payload capacity of the truck. As defined by the SAE Standard J684 "Class 4" hitch requirement, the tow-hitch minimum rated capacity is 7,500 lb (3,401 kg) Gross Trailer Weight (GTW). Graco recommends a vehicle wheel base of at least 130 in (3,302 mm) for normal highway use recommended. Hitch manufacturers use is available upon request.

Features & Benefits:

- 1 Bead Tank**
 - 450 lb (204 kg) bead capacity.
- 2 1 or 2-Pump**
 - Flexibility for those needing only 1-color or striping contractors who are growing into 2-color applications where it's easy to switch between yellow and white stripes with a twist of a lever.
- 3 RPS 2900 Hydraulic Motor**
 - No-stall design provides the reliability you can only get from Graco.
- 4 Endurance™ Piston Pump System**
 - Graco pumps have delivered excellent results in pumping striping paint for over 20 years.
- 5 Adjustable Gun Arm Beam**
 - Gun arm beam is located closer to the rear vehicle axle, assuring a more normal striping flow.
- 6 Double Acting Guns**
 - Air-assisted paint and bead guns offer excellent starts and stops.
- 7 Adjustable Bead Deflector**
 - The finger-adjustable bead deflector allows you to set the bead pattern to the exact width needed for the job (optional).
- 8 Dual Hitch System**
 - Patented design makes the hitches part of the striping vehicle, tracking with the truck, not behind it, delivering straighter lines and smooth transitions into curves.
- 9 Dual Wheels**
 - Four wheels create a smoother ride and protection from flats.
- 10 Video Guidance System**
 - Provides forward viewing for checking alignment while restriping or following control marks.

RoadView Camera System Striping Control Box

RoadView Camera System

DESCRIPTION **PART #:**
RoadView Camera System 24G633

SPECIFICATIONS:
LCD MONITOR MEASUREMENT
9 INCH DIAGONAL:

9 in L x 5.7 in W x 1.25 in D
(22.9 cm x 14.5 cm x 3.2 cm)

CAMERA (6 mm & 16 mm):

2.5 in L x 2 in W x 2 in D
(6.4 cm x 5 cm x 5 cm)

POWER SOURCE: **DC 12V**

OPERATING
TEMPERATURE: **-45°F to 150°F**

RATIO: **16:9 Wide TFT Screen**

DESCRIPTION **PART #:**
Optional 6 mm Camera 24G771

ROADVIEW CAMERA SYSTEM

The RoadView Camera System allows single users to do the jobs once reserved for the “big trucks” – all from the comfort from inside the striping vehicle.

This camera mounts on the gun arm and will travel from one side of the truck to the other without any adjustments needed. The view of the camera allows users to see from behind the paint and bead guns, which is very similar to the view from a walk behind unit.

A quick disconnect electrical system for the camera allows for safe storing when not using and also allows you to switch between the standard 16 mm or optional 6 mm camera. The 16 mm camera provides a “farther-out” view, while the 6 mm camera option is a great choice for those striping contractors who prefer a “closer-in” view.

It's easy to match up old stripes with the remote, hand activated Switch System. With a push of your thumb you control the start and stop on those tough restripe jobs.



ROADPAK STRIPING CONTROL BOX

The Striping Control Box offers an operator simple to use controls that will make striping road jobs easy. With six new custom preset controls information is provided as follows:

- A Distance Calibration** – Calibrates system for extreme accuracy
- B Pump Calibration** – Used to adjust the unit of measurement in gallons or liters
- C Set Gun Delays** – Synchronizes paint and bead guns
- D Setup** – Allows user to dial in entire system for English or metric information
- E Marker Mode Layout** – Sets space sizes up to 8 consecutive measurements
- F Diagnostics** – Helps trouble shoot the system faster and easier





6 mm Camera View



16 mm Camera View



Spray Tip and Bead Recommendations



For road striping we offer two high quality tips – the RAC[®] 5 SwitchTip™ and the LineLazer RAC 5 SwitchTip. Both will deliver high quality lines and have proven their worth over the last 20 plus years of being used by professional strippers worldwide.

Every tip is 100% tested for flow rate to meet our tough standards for the professional striping contractor.

Remember: Worn tips cost time and money by using more paint, producing uneven coverage and mil build plus it shows in the imperfect line quality. With Graco tips, you'll get longer life and excellent line quality.



Striping Tip Recommendations

| Line Width | TRAVEL SPEED MPH/KPH Based on 15 mils (.381 mm) wet paint | | | | | |
|---------------------------------|--|----------------|----------------|-----------------|------------------|------------------|
| | Stencil | 3 (5) to 4 (6) | 4 (6) to 5 (8) | 5 (8) to 6 (10) | 7 (11) to 8 (12) | 8 (12) to 9 (14) |
| Hand Gun / Stencil | 286425 | | | | | |
| 4 inch (102 mm) | | LL5333 | LL5335 | LL5339 | LL5343 | |
| 4 to 8 inch (102 to 204 mm) | | LL5433 | LL5435 | LL5439 | | LL5443 |
| 8 to 12 inch (204 to 305 mm) | | LL5643 | LL5649 | | | |

Bead Delivery Recommendations

| Speed | | Bead Coverage in Pounds per Gallon (kg/l) (based on 15 mils / .381 mm) | | | | | |
|-------|------|--|-------------|-------------|-------------|-------------|-------------|
| MPH | KPH | 4 (.48) | 5 (.60) | 6 (.72) | 7 (.84) | 8 (.96) | 9 (1.08) |
| 4 | 6.4 | 4.7 (2.13) | 5.9 (2.68) | 7.1 (3.22) | 8.3 (3.76) | 9.5 (4.31) | 10.7 (4.85) |
| 5 | 8.0 | 5.9 (2.68) | 7.4 (3.36) | 8.9 (4.04) | 10.4 (4.72) | 11.9 (5.40) | 13.3 (6.03) |
| 6 | 9.6 | 7.1 (3.22) | 8.9 (4.04) | 10.7 (4.85) | 12.4 (5.62) | 14.2 (6.44) | 16.0 (7.26) |
| 7 | 11.2 | 8.3 (3.76) | 10.4 (4.72) | 12.4 (5.62) | 14.5 (6.58) | 16.6 (7.53) | 18.7 (8.48) |
| 8 | 12.8 | 9.5 (4.31) | 11.9 (5.40) | 14.2 (6.44) | 16.6 (7.53) | 19.0 (8.62) | 21.3 (9.66) |
| 9 | 14.4 | 10.7 (4.85) | 13.3 (6.03) | 16.0 (7.26) | 18.7 (8.48) | 21.3 (9.66) | 24.0 (10.9) |
| 10 | 16.0 | 11.9 (5.40) | 14.8 (6.71) | 17.8 (8.07) | 20.7 (9.39) | 23.7 (10.8) | 26.7 (12.1) |



ACCESSORIES



Bead Tank Kit

24G765 ROADPAK BEAD TANK KIT
Kit has a bead tank with regulator, mounting brackets and fasteners. It can be mounted onto the RoadPak Frame or the Accessory Frame Kit.



RPS 2900 Kit

24G766 RPS 2900 COMPLETE PUMP KIT
Kit has an RPS 2900 Pump with all the hydraulic lines and fasteners needed to mount to the RoadPak System. Primarily to convert a 1-Pump System to a 2-Pump System.

24G767 RPS 2900 BARE PUMP KIT
Includes RPS 2900 Pump only without any plumbing, fittings or fasteners.



Paint Tank Kit

239934 PAINT TRANSFER KIT
Kit used to transfer paint from one location to another. Air-driven, double-diaphragm Husky® pump powered by the RoadPak. Includes all hoses, fittings, 55 gallon drum and siphon kit.

239935 PAINT DRUM AGITATOR KIT
Kit used to mix paint in a 55 gallon drum. All SST construction air-driven Twistork® motor powered by the RoadPak air system.

24G769 33 GALLON ROTOMOLD PAINT TANK KIT
Kit includes a 33 gallon (125 liter) paint tank, mounting brackets and fasteners. It can be mounted onto the RoadPak Frame or the Accessory Frame Kit.

24J149 BOTTOM FEED FITTINGS KIT
Kit allows user to drill a hole in the bottom of the 33 gallon paint tank and connect fittings so the material can flow out the bottom of the tank rather than being sucked out the top.



RoadView Camera

24G771 6 MM CAMERA KIT
Kit includes a 6 mm camera. Cable included to connect to monitor (closer in view).

24H555 16 MM CAMERA KIT
Kit includes a 16 mm camera. Cable included to connect to monitor (farther out view).

24H612 ROADPAK MONITOR KIT
Kit includes monitor, windshield mount and power plug. (See RoadView Camera System for complete system).



SkipLine Control Box

24G772 ROADPAK 3RD GUN KIT
Kit comes with a dual acting paint gun, dual acting bead gun, the hardware and hoses to connect the guns to the system. It also comes with three adjustable bead deflectors.

24G773 GUN LIFT/WINCH KIT
Kit comes with a winch, the mounting brackets, and the wiring to connect it to a RoadPak System. The winch can easily be moved from one side of the vehicle to the other.

24G774 ROADPAK Y-STRAINER KIT
Kit is a Y-strainer that connects inline between the paint drum and the pump inlet.

24G775 ROADPAK DOUBLE DROP KIT
Kit is for element double drop application. It comes with one bead gun, one bead hose and fittings to connect the parts.

24G776 WATERBORNE SIPHON KIT (RoadPak Only)
Suction hose for waterborne materials.

24G777 SOLVENT SIPHON KIT (RoadPak Only)
Suction hose for oil-based materials.



Siphon Hose Kit

ACCESSORIES

- 241880 **DYNAMIC FRONT ARTICULATING POINTER**
Dynamic front articulating pointer. Excellent for those hard-to-stripe curves.
- 24G979 **BEAD GUN KIT**
Kit for a single bead gun.
- 24G980 **PAINT GUN KIT**
Kit for a single paint gun.
- 287834 **RPS DISPLACEMENT PUMP KIT**
Kit is the lower section (paint portion) of the pump.
- 24H585 **ROADPAK ACCESSORY FRAME**
Accessory frame that includes the hardware to connect it to the RoadPak frame.
- 24J173 **ADJUSTABLE BEAD GUN DEFLECTOR**
This is an adjustable bead gun deflector. Allows the user to adjust the width of the bead flow.
- 24M200 **ROADLAZER ROADPAK TRAILER (Complete)**
Unique design makes the hitches part of the striping vehicle, tracking with the truck, not behind it, delivering straighter lines and smooth transitions into curves.
- 24M140 **ROADLAZER ROADPAK TRAILER WHEEL KIT**
Single replacement wheel kit for tow-behind trailer.
- 125976 **JACK STAND (Tow-Behind Only)**
Replacement jack stand for tow-behind trailer; individually sold.
- 24M142 **SOLVENT SIPHON KIT (Tow-Behind Only)**
Longer suction hose for oil-based materials.
- 24M141 **WATERBORNE SIPHON KIT (Tow-Behind Only)**
Longer suction hose for waterborne materials.



Paint Gun Kit



Bead Gun Kit



Adjustable Bead Deflector Kit



WARRANTY

We stand behind every piece of equipment we manufacture with the industry's strongest warranty. Stripe with the confidence that you will probably never need to use Graco's warranty, but if you do... we will be there.

NOBODY ELSE BUILDS A ROADPAK SYSTEM LIKE GRACO

PROVEN QUALITY

Precision design, 100% factory-tested and field-proven.
Cutting-edge technology keeps Graco RoadPak Systems up and running for years.

MAXIMUM PERFORMANCE

Higher output with superior control ensures highest quality for every job.

INDUSTRY LEADING WARRANTY

Every Graco RoadPak System is backed by our superior warranty coverage and more than 80 years of proven commitment to the road striping professional contractor.

UNMATCHED PRODUCTIVITY

Superior design and innovative technology means you'll be getting the highest productivity in a RoadPak System – *only from Graco.*



ABOUT GRACO

PROVEN QUALITY. LEADING TECHNOLOGY.

Founded in 1926, Graco is a world leader in fluid handling systems and components. Graco products move, measure, control, dispense and apply a wide range of fluids and viscous materials used in vehicle lubrication, commercial and industrial settings.

The company's success is based on its unwavering commitment to technical excellence, world-class manufacturing and unparalleled customer service. Working closely with qualified distributors, Graco offers systems, products and technology that set the quality standard in a wide range of fluid handling solutions. Graco provides equipment for spray finishing, protective coating, paint circulation, lubrication, and dispensing sealants and adhesives, along with power application equipment for the contractor industry. Graco's ongoing investment in fluid management and control will continue to provide innovative solutions to a diverse global market.

GRACO LOCATIONS

MAILING ADDRESS

P.O. Box 1441
Minneapolis, MN 55440-1441
Tel: 612-623-6000
Fax: 612-623-6777

AMERICAS

MINNESOTA

Worldwide Headquarters
Graco Inc.
88-11th Avenue N.E.
Minneapolis, MN 55413

EUROPE

BELGIUM

European Headquarters
Graco N.V.
Industrieterrein-Oude Bunders
Slakweidestraat 31
3630 Maasmechelen,
Belgium
Tel: 32 89 770 700
Fax: 32 89 770 777

ASIA PACIFIC

AUSTRALIA

Graco Australia Pty Ltd.
Suite 17, 2 Enterprise Drive
Bundoora, Victoria 3083
Australia
Tel: 61 3 9468 8500
Fax: 61 3 9468 8599

CHINA

Graco Hong Kong Ltd.
Shanghai Representative Office
Building 7
1029 Zhongshan Road South
Huangpu District
Shanghai 200011
The People's Republic of China
Tel: 86 21 649 50088
Fax: 86 21 649 50077

INDIA

Graco Hong Kong Ltd.
India Liaison Office
Room 443, Augusta Point
Regus Business Centre 53
Golf Course Road
Gurgaon, Haryana
India 122001
Tel: 91 124 435 4208
Fax: 91 124 435 4001

JAPAN

Graco K.K.
1-27-12 Hayabuchi
Tsuzuki-ku
Yokohama City, Japan 2240025
Tel: 81 45 593 7300
Fax: 81 45 593 7301

KOREA

Graco Korea Inc.
Shinhan Bank Building
4th Floor #1599
Gwanyang-Dong, Dongan-Ku,
Anyang-si, Korea 431-060
Tel: 82 31 476 9400
Fax: 82 31 476 9801

SALES/ DISTRIBUTION/ SERVICE

Call today for product information or to request a demonstration.

800-690-2894 or visit us at www.graco.com.

Graco Inc. is registered to I.S. EN ISO 9001

North America
Customer Service
800-690-2894
Fax 800-334-6955