

POLARA

Performance You Need
Quality You Expect



360-005



ISO 9001:2008 Registered Company
Quality Service For 45 Years

EZ COMM APS SOLUTIONS

THE MOST TESTED AND INSTALLED
APS IN THE INDUSTRY



FEATURES ON EZ2 & EZ4 WIRE

- MORE WAYS TO PROGRAM: ECONFIGURATOR, LAPTOP OR EZ510
- BUILT-IN CONFLICT MONITORING
- DYNAMIC AUDIBLE COUNTDOWN
- PED CALL/BUTTON PUSH DATA
- EVENT TRACKING LOG
- DIGITAL AUDIO
- USB PORT FOR EASY UPLOAD OF SOUNDS/VOICE MESSAGES
- SEPARATE AMBIENT SETTINGS FOR LOCATE TONE
- FULL VOLUME CONTROL
- EASY RECORDING UPLOADING
- TIME OF DAY/WEEK/MONTH/YEAR/HOLIDAY PROGRAMMING

USER BENEFITS

INDEPENDENT, AUTOMATIC LOCATOR TONE VOLUME ADJUSTMENT TO AMBIENT NOISE LEVEL, EASY TO ACTIVATE 2" PIEZO TOUCH ADA BUTTON WITH A RAISED ARROW, HIGH QUALITY DIGITAL AUDIO MESSAGES WITH AUTOMATIC VOLUME ADJUSTMENT TO AMBIENT NOISE LEVELS AS WELL AS VIBRO-TACTILE WALK PHASE INDICATION. MEETS & EXCEEDS ADA, MUTCD, TAG & PROWAAC GUIDELINES.

PROGRAMMING OPTIONS

PC ECONFIGURATOR EZ 510
(USB PORT AT PBS OR CCU2 OR ETHERNET THROUGH YOUR OFFICE PC) (INFRARED AT PBS) (USB PORT AT PBS)



2 WIRE EZ COMM



CENTRAL CONTROL UNIT & INTERCONNECT BOARD IN CABINET
FULLY INTEGRATED/ SYNCHRONIZED SYSTEM, PRE-EMPTION, EXTENDED PUSH PRIORITY, ETHERNET, SNTP, SNMP
USES EXISTING 2 FIELD WIRES FOR INSTALL ON POLES

4 WIRE EZ COMM




SINGLE STAND ALONE SYSTEM
NOTHING IN CABINET
PUSH BUTTON STATION RUNS FROM PED HEAD VIA CONTROL UNIT & CABLE DOWN TO PBS
NO BUTTON WIRES NEEDED (GREAT FOR PRE-TIMED/NON-ACTUATED SYSTEMS)

2 WIRE

- EACH PUSH BUTTON STATION REQUIRES ONLY 2 WIRES (ONE PAIR PER PHASE) FROM THE INTERSECTION CONTROL CABINET. IF YOU HAVE EXISTING PUSH BUTTONS INSTALLED, THE 2-WIRE NAVIGATOR IS A VIRTUAL PLUG AND PLAY INSTALLATION.
- SYSTEM WORKS WITH ALL CONTROLLERS AND OFFERS 27 FIELD SELECTABLE FEATURES.
- ALL SOUNDS ARE SYNCHRONIZED, SELF-ADJUSTING IN RESPONSE TO AMBIENT VOLUMES AND CAN BE CONTROLLED TO A SPECIFIC CROSSWALK.
- VERBAL WALK MESSAGE, COUNTDOWN, MULTIPLE LANGUAGES, EMERGENCY PREEMPTION MESSAGE, AND MORE CAN BE PROVIDED.
- SYSTEM IS COMPRISED OF A CENTRAL CONTROL UNIT THAT IS INSTALLED IN THE TRAFFIC CONTROL CABINET AND CONTROLS A MINIMUM OF 2 TO A MAXIMUM OF 16 PEDESTRIAN PUSH BUTTON STATIONS ON UP TO 4 PHASES. THE CONTROL UNIT INTERFACES BETWEEN THE TRAFFIC CONTROLLER AND THE PUSH BUTTON STATIONS.

4 WIRE

- THE 4-WIRE NAVIGATOR IS FOR INTERSECTIONS THAT DO NOT HAVE BUTTONS (OR EXISTING BUTTON WIRING). AS LONG AS THERE ARE PED-HEADS, YOU CAN INSTALL THE 4-WIRE NAVIGATOR AND HAVE MOST OF THE FEATURES OF THE 2-WIRE SYSTEM. CAN ALSO BE USED AT ACTUATED INTERSECTIONS.
- RATHER THAN HAVE A CONTROL UNIT IN THE TRAFFIC CONTROL CABINET, A POWER CONVERSION UNIT INSTALLS INTO EACH PED HEAD. A 4-WIRE CABLE IS RUN IN EACH CORRESPONDING PUSH BUTTON STATION.



FULLY TESTED AND CERTIFIED
BY AN INDEPENDENT LAB



BULLDOG III

SETTING HIGHER STANDARD FOR ADA PUSH BUTTONS



TRANSIENT PROTECTION THAT MEETS AND EXCEEDS NEMA SPECIFICATIONS. INDEPENDENT LAB TESTED AND CERTIFIED! WARRANTY COVERS ALL ELECTRICAL FAILURES!!

ACTIVATED WITH LESS THAN 2 LBS FORCE

WITHSTANDS SEVERE IMPACTS FROM SKATEBOARDS, BASEBALL BATS, HOCKEY STICKS, ETC...

PROVIDES TWO TONE AUDIBLE CONFIRMATION AS WELL AS VISUAL CONFIRMATION

CANNOT BE JAMMED OR STUCK "ON" **WIND**, HAIL, VIBRATION HAVE NO NEGATIVE EFFECTS. REQUIRES PUSH ACTION TO ACTIVATE.

SUPERIOR GRADE PRE-TREATMENT AND POWDER COAT.

316 MARINE GRADE STAINLESS STEEL BUTTON CAP - COMPETITION USES LESSER/CHEAPER GRADES.

MEETS OR EXCEEDS THE FOLLOWING STANDARDS:

- ADA, MUTCD AND TAG
- NEMA TS2, TS4 (RELIABILITY)
- NEMA 250 6P (ENCLOSURE)
- GR-1089 CORE
- FCC PART 15



THE MOST TESTED AND INSTALLED PIEZO BUTTON IN THE INDUSTRY!

SOLVE YOUR PUSHBUTTON MAINTENANCE PROBLEMS!

MOMENTARY LED

SOLID STATE PIEZO SWITCH TESTED TO OVER 300 MILLION ACTUATIONS


- RUGGED DESIGN MADE TO WITHSTAND SEVERE IMPACTS
- CANNOT BE MADE TO STICK "ON"
- PRESSURE ACTIVATED
- REQUIRES LESS THAN 2 LBS. OF FORCE
- PROVIDES TWO-TONE AUDIBLE, PLUS VISUAL LED CONFIRMATION OF ACTUATION
- NO ADDITIONAL WIRING REQUIRED



LATCHING LED

LED AND STAYS ON UNTIL WALK CYCLE BEGINS

- LED'S ON ALL BUTTONS ON SAME PHASE ALSO TURN ON
- NO ADDITIONAL FIELD WIRING TO EACH BUTTON IS REQUIRED (ONLY 2 WIRES)
- CONTROL UNIT INSTALLS IN CABINET BETWEEN FIELD WIRES AND PED INPUTS
- DISABLES BUTTON DURING FLASH MODE



PBCU-EB FOR SELF MOUNT



PBCU RACK MOUNT CARD FITS INTO TWO 242 CARD SLOTS. AC & DC VERSIONS AVAILABLE.

UNMATCHED 5-YEAR WARRANTY

HARDWARE & ACCESSORIES

NAVIGATOR CONDUIT ADAPTER



FRAME WITH POLE CAP



NAVIGATOR SOUND Baffle



TORX SCREWS & BITS



BUTTON ADAPTER PLATE



FRAMES



5x7

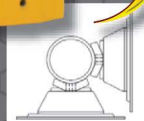
NAVIGATOR POLE ADAPTOR



9x15 • 9x12



ALLOWS TWO 9x12 OR 9x15 NAVIGATOR UNITS TO BE INSTALLED ON ONE 4" POLE.



SIGNS



9x12 • 5x7



9x15 • 9x12



9x12 • 5x7



9x12 • 5x7

NOW OFFERING 9x12 & 9x15 SIGNS IN 3M™ DIAMOND GRADE™ RETROREFLECTIVE SHEETING!